



Chinatown Connections



Gateway Subgroup Meeting #5 – 03/20/2025

Agenda

Gateway Subgroup Meeting #5: March 20, 2025

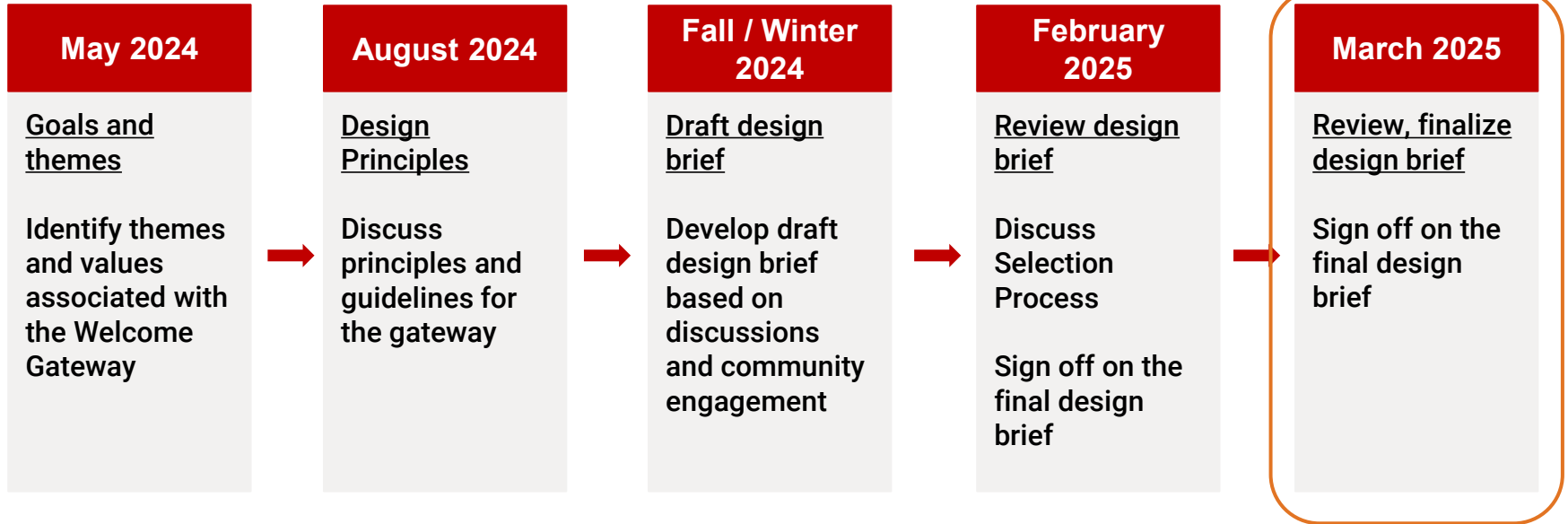
- Welcome and Process Overview - 10 min
- Follow-Ups from Last Meeting– 30 min
- Finalizing Design Brief – 20 min
- Overview of Gateway Engagement at March Public Workshop – 10 min
- Additional Discussion and Q&A – 20 min

Process Overview



Subgroup Meetings

Subgroup engagement and next steps



We are here!

Ground Rules

Today, we aim to identify themes and values associated with the Welcome Gateway. Which means we will brainstorm more than make decisions.

Here are some ground rules to set us up for success:

- 🗨️ **Communicate openly**; share the air-time and make room for everyone to participate
- 🗨️ **Respect diverse viewpoints and experiences in the group**; together, we know a lot; alone, we don't know much at all
- 🗨️ **Be present** as much as possible
- 🗨️ **Build each other up**; create a culture of encouragement so folks are confident to express themselves
- 🗨️ **Avoid the use of acronyms** as much as possible

Follow-Ups from Last Meeting (2/28)

Follow-Ups from 2/28 Meeting





- ✧ **Design Brief Updates:** adding Memorial Arch language, removing plan images, including BID photos of gatherings in Chinatown
- ✧ **Call for Artists:** more details on plans for release
- ✧ **Gateway Project and Artist Engagement on Design:** guidance on how the artist and Gateway design fit into the larger Chinatown Connections timeline
- ✧ **DoS involvement on the Artist Selection Panel** as a voting or advisory panelist







Call for Artists Outreach

DCLA Call for Artists will be shared and distributed through:

DCLA Artist Network


-  DCLA Website
-  DCLA Social Media
-  DCLA Newsletter
-  Informal Network of Artists

Chinatown Community Network

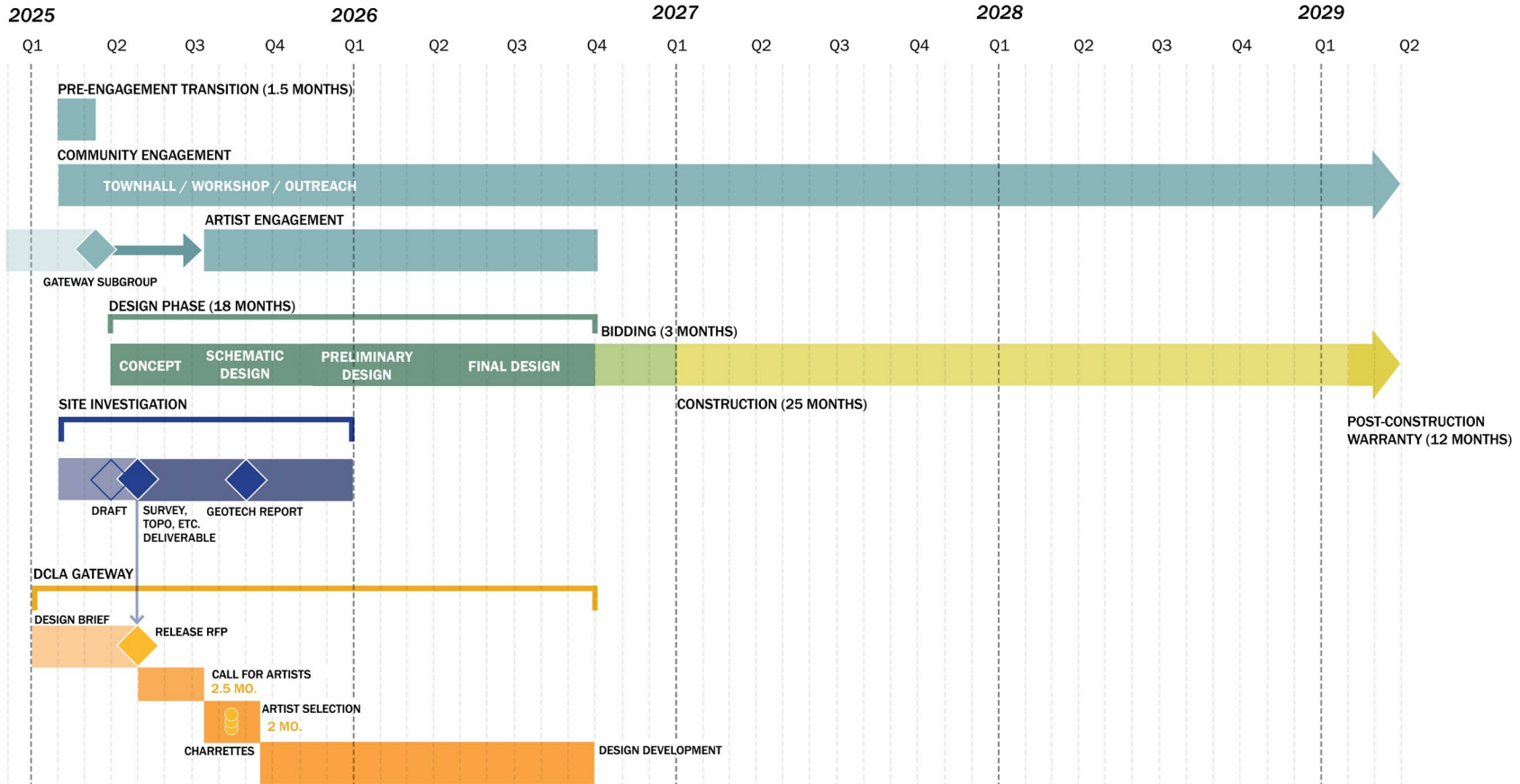
-  Local Newspapers: Singtao Daily and World Journal
-  Community Stakeholder Newsletters
-  Posted in Local Schools/Senior/Community Centers/Libraries/Post-Offices
-  Posted in High Traffic Areas (Nearby Subway Stations/Public Spaces)



Welcome Gateway Timeline



Chinatown Connections Timeline





Finalizing Design Brief



Design Brief Structure

The Department of Cultural Affairs (DCLA) Process



Design Brief

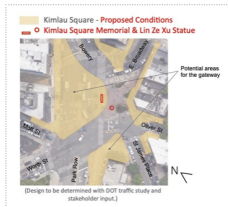
DRAFT - CONFIDENTIAL

Welcome Gateway Design Brief

Chinatown Connections Overview and Project Goal
Chinatown Connections is a three-part public realm improvement project designed to celebrate the cultural heritage of Manhattan's Chinatown, improve multimodal circulation in the area, and support local businesses. Alongside beautifying Park Row and reimagining Kintlau Square, the City plans to build a Chinatown Welcome Gateway in the vicinity of the redesigned square to help showcase one of the most historic districts in New York City. Chinatown Connections merges the \$11.5 million Downtown Revitalization Initiative (DRI) award from the New York State Department of State with \$48.3 million in New York City Capital to deliver these public realm improvements.

The New York City Economic Development Corporation (NYCEDC) is leading Chinatown Connections, in partnership with the New York City Department of Transportation (NYCDOT). NYCEDC has procured Manvel as the Design Team Project Lead to oversee the reconfiguration of Kintlau Square and the creation of a Chinatown Welcome Gateway. The development of the Welcome Gateway will be led by an Artist to form part of the Design Team, collaborating on an overall vision aligned with the scheme of the proposed design.

Image 1: Proposed Kintlau Square Design



The Welcome Gateway will serve as a key gateway to Chinatown and be located in the redesigned Chatham/Kintlau Square, either on the west or south corner of the square. The size and location of all public areas shown are subject to change based on NYCDOT traffic studies, the Design Team's insights, and stakeholder input.

The following document summarizes the project's context and guideposts for the Welcome Gateway design. It resulted from a 7-month community engagement period, including group discussions, tabling events, and two public meetings. The Welcome Gateway Subgroup was an important cornerstone of the community engagement process. Composed of 6 local stakeholders, the group provided valuable feedback and guidance to determine the principles, purpose, role and impact the Welcome Gateway should ultimately embody and accomplish.

7

DRAFT - CONFIDENTIAL

Image 3: Scale Comparison of Current Monuments (Approximate)



Historical and Contemporary Significance of Gateways

Gateway precedents identified during initial research helped to shape community engagement and design guidelines. Below is a brief selection of findings from precedent research, including details about the historical and contemporary significance of gateways throughout the world.

A Welcome Gateway can have different meanings in various contexts. It may:

- Prepare you, a resident or visitor, for what lies ahead as a marker to move throughout a neighborhood
- Serve as a community gathering place
- Invite you to an experience, a rite of passage, a moment to notice
- Guide you toward a public space
- Serve as a welcoming symbol
- Be the physical manifestation of heritage and cultural tradition.



Gateway in Mount Putuo, Zhoushan, China (left) / Old Town Gateway, Shanghai, China (right)

These examples showcase different designs and materials traditionally used in gateways in China, highlighting variations in ornamentation, structure, and materiality.

In China, gateways have historically held significant importance as heritage landmarks in public spaces:

- Wooden gateways have been used to demarcate boundaries or mark significant locations.
- Gateways are often elaborate and decorative structures with intricate carvings, inscriptions, and colorful ornamentations that have been placed to commemorate important events or signify entrances to prosperous commercial districts.

9

- In preparation for this meeting you received the near-final design brief
- The following updates were made based on 2/28 feedback:
 - Adding Memorial Arch language (p. 8)
 - Removing plan images/potential Gateway destinations and, instead, highlighting existing conditions (pp. 7-8)
 - Adding images of people congregating in Chinatown (pp. 8, 11, 12)
 - Adding prioritized considerations for artist selection (p. 16)

Design Brief

- 🔗 Do you have any other questions or comments about the design brief draft?
- 🔗 Are we missing anything?

Overview of Gateway Engagement at March Public Workshop



Public Workshop on 3/29

- 📍 **Logistics:** PS 1 Alfred E. Smith Elementary School (8 Henry Street), 12-2pm
- 📍 **Format:** open-house / drop-in with gallery boards
- 📍 **Goal:** provide project updates and solicit feedback on several Chinatown Connections workstreams, including the Gateway design

Public Workshop on 3/29

Welcome Gateway Design Brief

通達華埠
CHINATOWN
CONNECTIONS

What is it?

The Design Brief summarizes the project's context and guideposts for the Welcome Gateway design. It resulted from a 12-month community engagement period, including group discussions, tabling events, and public meetings. The document outlines the project's context, potential location, budget information, and overview of the artist selection process. Most importantly, the design brief proposes four guidelines that serve as parameters for the selected artist as they develop a Welcome Gateway design.

Design Guidelines

Multifaceted Experience

Ensure the Chinatown Welcome Gateway is not a monolith but an interactive experience that extends beyond its physical structure. The Gateway should create an engaging and multifaceted experience that resonates regardless of its size.

Guiding Symbol

Design the Welcome Gateway to be a clear and recognizable symbol in Lower Manhattan, serving as a prominent entry point and wayfinding feature for Chinatown visitors.

Gathering Space

Design the Welcome Gateway as an integral part of the community, creating a surrounding space that invites community members to gather, rest, and celebrate.

Celebrate Heritage

The Welcome Gateway design should honor Chinatown's rich cultural heritage, celebrate its diversity, and foster a sense of belonging.



Example: The Gates in Central Park, Christo and Jeanne-Claude (1979-2005)



Example: NYC Chinatown Tourist Information Booth



Example: Hing Hay Park in Seattle, Washington



Example: Lunar New Year Parade at Kinilau Square

Welcome Gateway Information

What is it?

This is a public art piece intended to celebrate the Chinatown community in an expanded public space while also drawing visitors to the neighborhood. The welcome gateway reflects a longstanding community desire for an iconic symbol that demarcates the entrance to Chinatown, celebrating the community's heritage.

Where will it be?

The new structure will be located in a redesigned Kinilau Square. The Welcome Gateway will coexist with two monuments in Kinilau Square: the Kinilau War Memorial Arch and the Lin Ze Xu Statue.

How will the Artist be selected?

NYCEDC, in partnership with DCLA, will follow the NYC Percent for Art process for this commission. The artist will be selected through an artist/architect collaboration model, ensuring integration within the Kinilau Square redesign.

What are the selection criteria?

Selecting the gateway designer will be heavily informed by the engagement process but will likely include the following criteria:

- At least 18 years of age and legally authorized to work in the U.S.
- Level of artistic professionalism and demonstrated artistic practice.
- Ability to collaborate with a design team.

Interested artists will submit a statement of approach and provide examples of past work that highlight relevant experience. In their application, DCLA and the Artist Selection Panel will

- The artist's deep and meaningful connection to the Chinatown community
- The artist's previous experience working closely with communities
- The artist's capability of creating a design that generates a strong sense of belonging and pride within the Chinatown community



Selection Process Structure

Selection Panel

To guide the artist selection process, a Selection Panel will be formed with:

Voting Panelists (in accordance with local law)

- DCLA Commissioner or Designee
- representative of the Percent for Art Program (DCLA)
- representative of the Design Agency (NYCEDC)
- representative of the Sponsor Agency (NYCDOT)
- representative of the Design Team (Marvel)
- 3 members of the public who are arts professionals (who will submit a short letter of interest to DCLA)

Advisory Members

- Chinatown Connections Working Group members
- Elected officials
- Community board representatives
- Members from the Public Design Commission
- Program staff from DCLA, NYCEDC, and NYCDOT
- Members of the public from local organizations and community groups (who will submit their name, email, address, and affiliation to DCLA to participate)

Process Summary

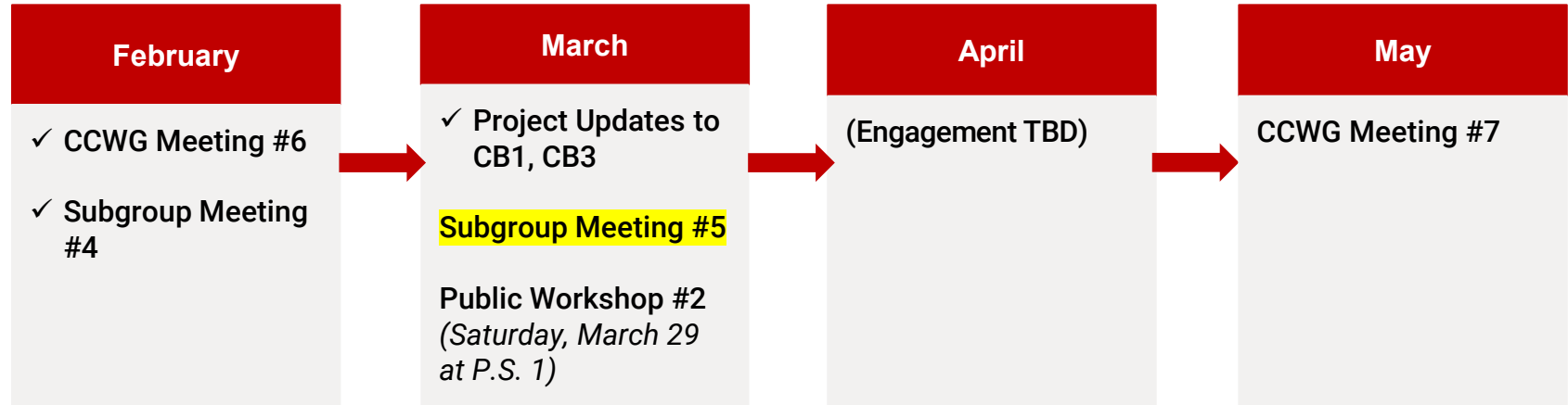
- An open call for artists to express interest will be made public. DCLA will use the call to develop an artist pool.
- An Artist Selection Panel meeting will be held to review past works of artists under consideration. Voting and Advisory Panelists identify finalists together.
- Each artist finalist will participate in a design charrette (a collaborative design planning activity) with the design team to discuss their creative practice, working process, and artistic approach and brainstorm possibilities for the project. Panelists (including community members) attend the charrettes virtually and may submit questions to be integrated into the conversation.
- At a meeting following the charrettes, the design team, in conversation with the project team and panel members, will decide which artist is best suited to collaborate on this project.



Next Steps



Upcoming Engagement in Spring 2025



We will share the Design Brief with the full Chinatown Connections Working Group once the design brief is finalized by the subgroup.

We will soon thereafter release an RFP to begin the artist selection process.

Thank you!